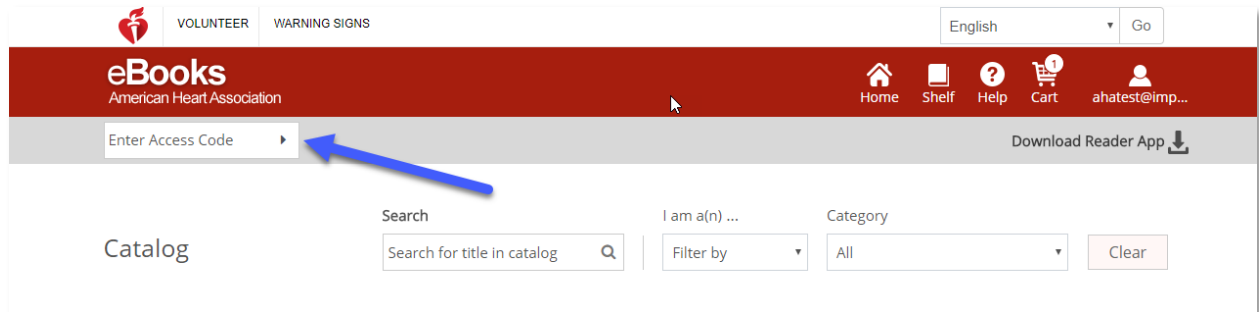


# eBook Download and Reading Instructions

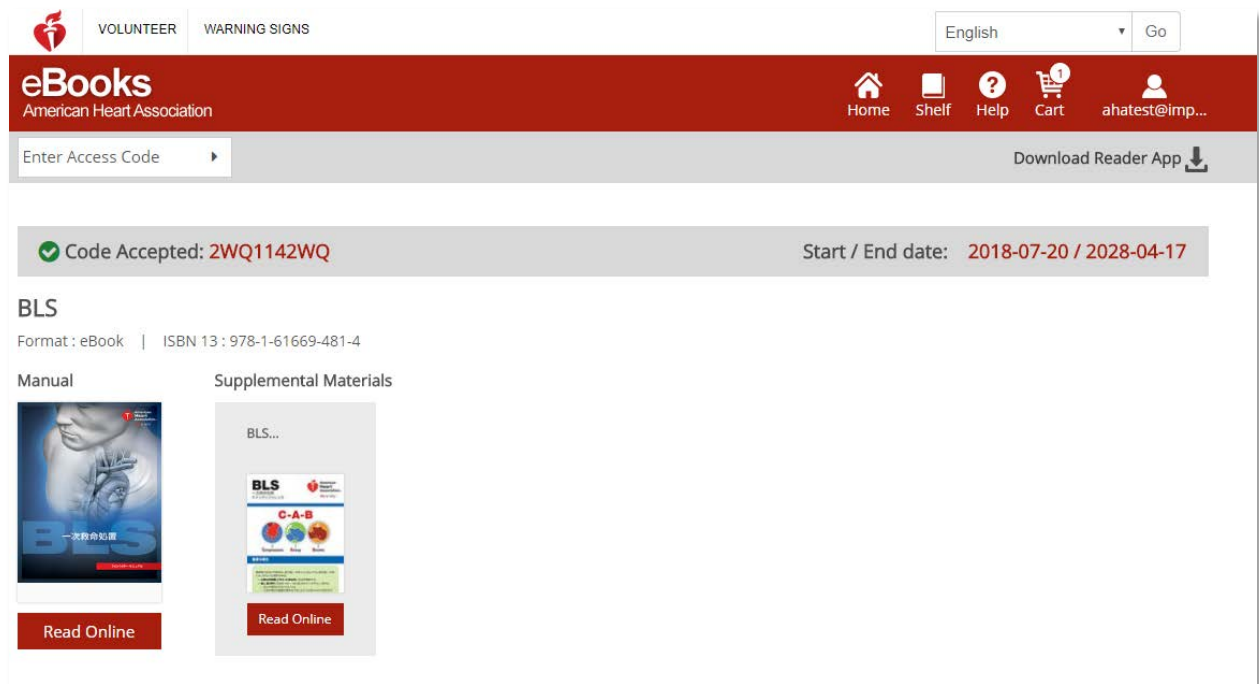
## Redeeming an Access Code

\*Note: Access codes are purchased through AHA Distributors or issued by Training Centers.

1. Login to [eBooks.Heart.org](https://eBooks.Heart.org) with your AHA login information.



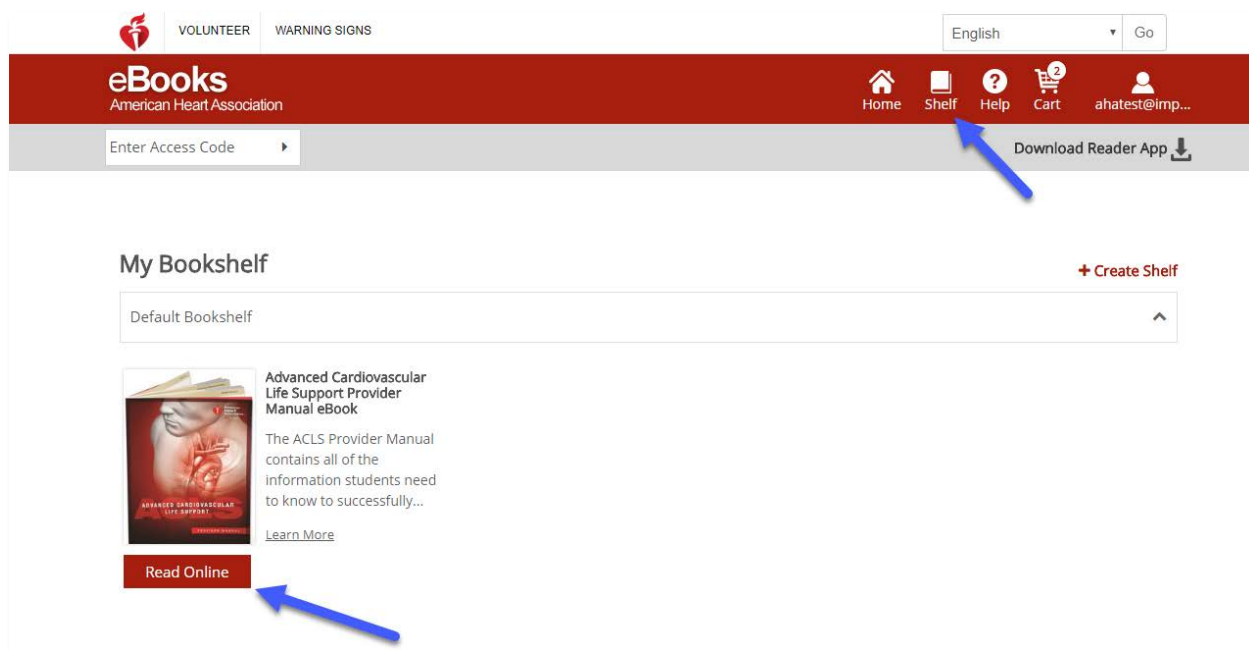
2. Enter your access code into the box at the top left of the page.
3. The title will be added to your bookshelf after successful code entry.



## Reading in a Browser on eBooks.Heart.org

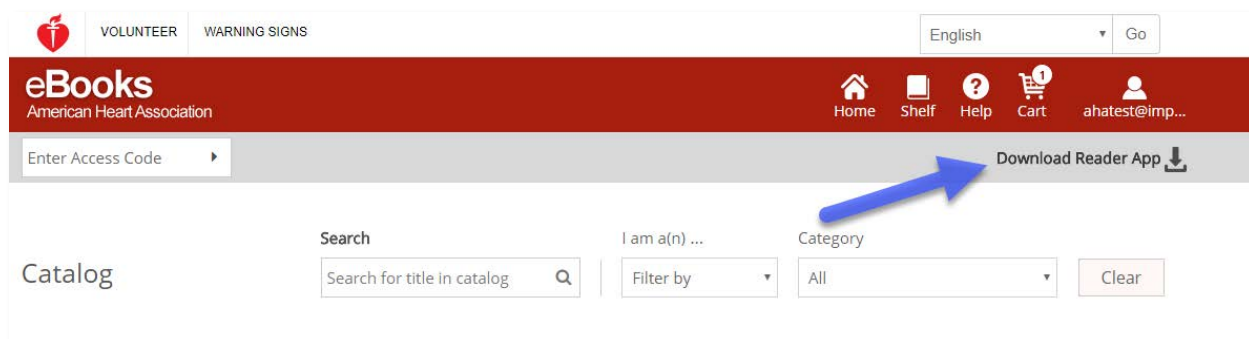
\*Note: Internet connection is required for this viewing option.

1. Login to [eBooks.Heart.org](http://eBooks.Heart.org) with your AHA login information. You will automatically be directed to the Shelf page upon successful login.
2. Locate the purchased title you would like to read from your bookshelf and click Read Online below it to open the book in your browser.



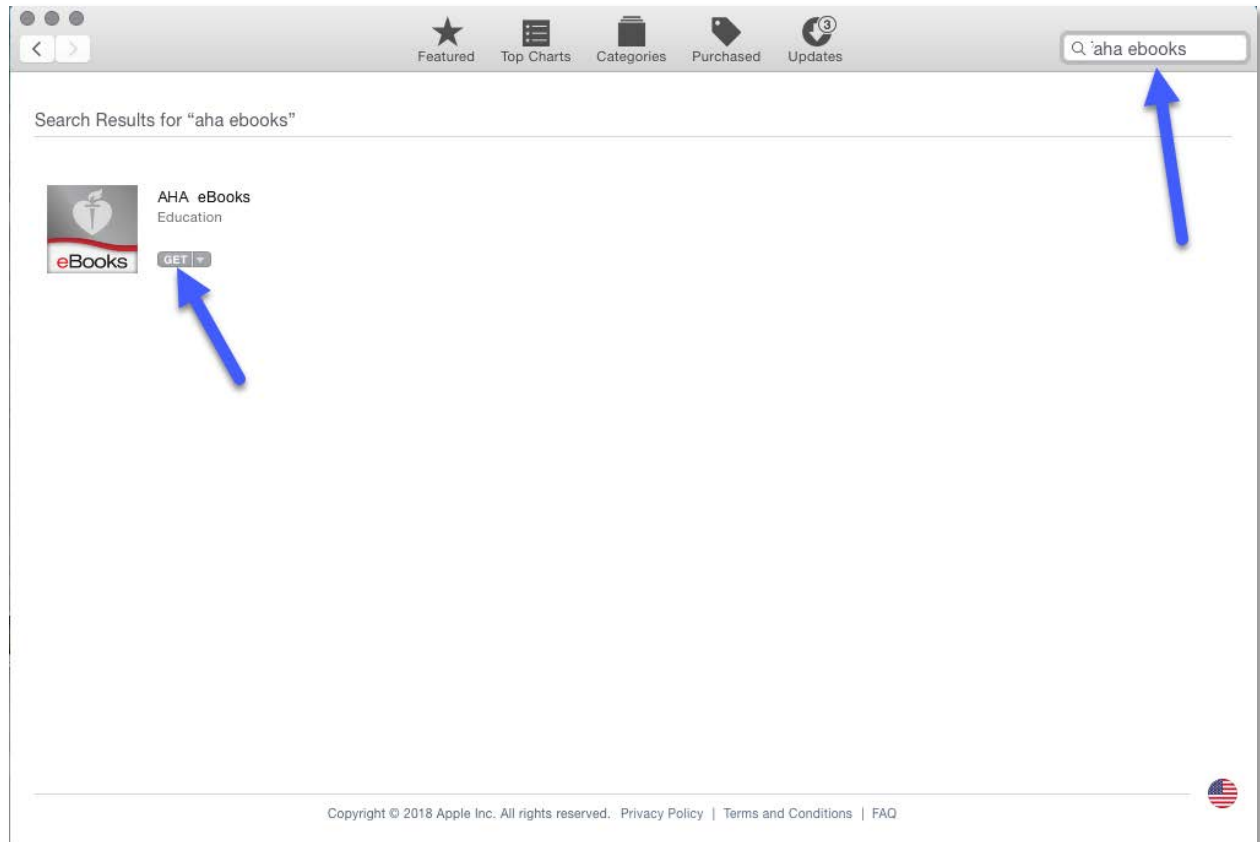
## Installation of eBooks App on Windows

1. Login to [eBooks.Heart.org](http://eBooks.Heart.org) with your AHA login information.
2. Click on the Download Reader App and then click Download AHA Reader for Windows.
3. Follow the instructions to install the app. The app icon will appear on your desktop after successful installation.



## Installation of eBooks App on Mac

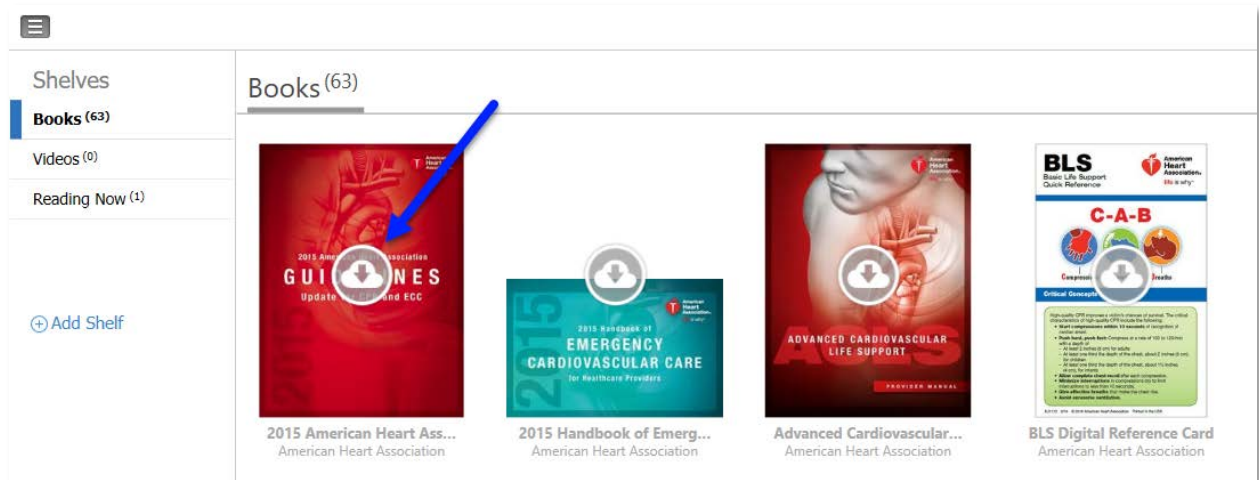
1. Open the App Store application on your Mac device.
2. Search for *AHA eBooks* in the search bar in the top right corner.
3. Select *Get* next to the app icon.



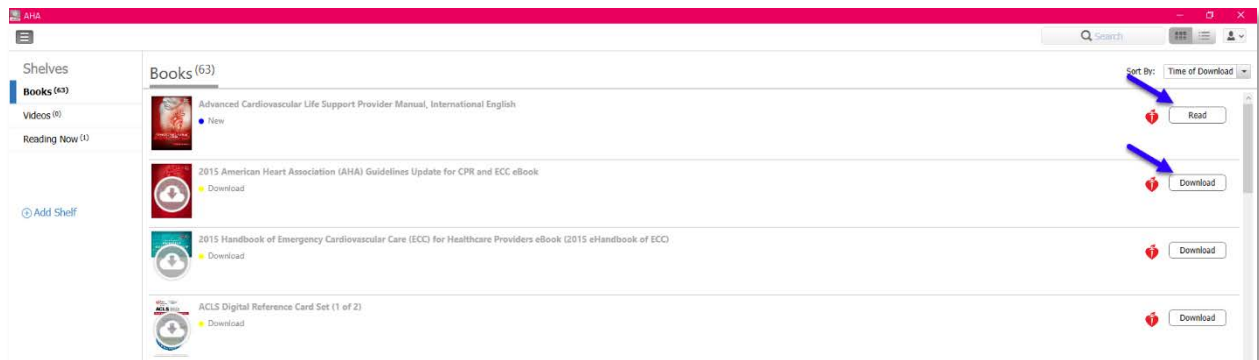
4. The app will appear in Applications upon successful download.

## Download titles to your Bookshelf on Windows and Mac

1. Open the AHA eBooks app and login with your AHA credentials. All purchased titles will automatically populate in your bookshelf.
2. To download to your computer:
  - a. In the Thumbnail View, click on the gray Download icon on the title you wish to read. The icon will disappear when the download is complete.



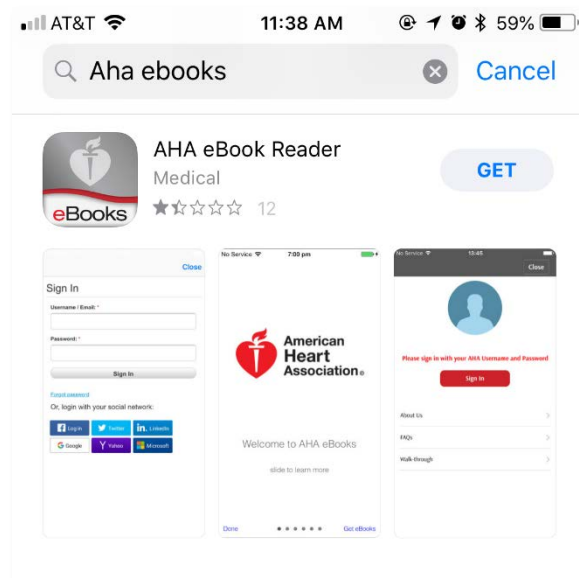
- b. In List view, click on the button next to the title that says *Download*. The button will change to *Read* when the download is complete.



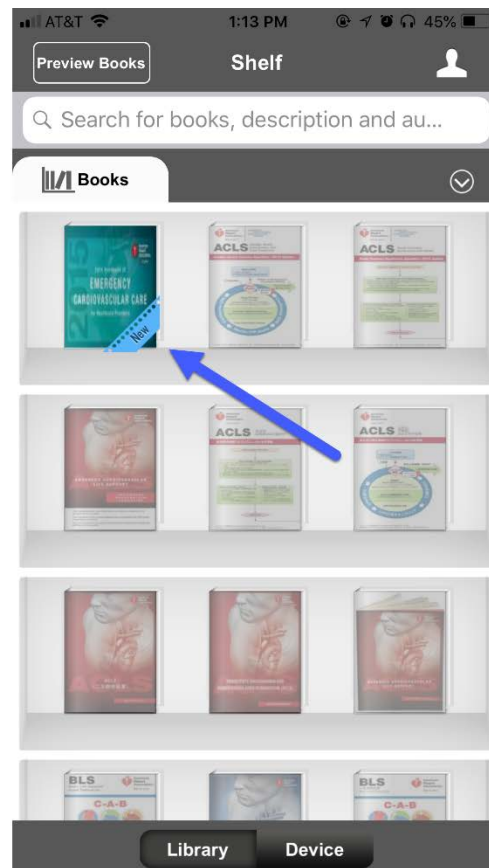
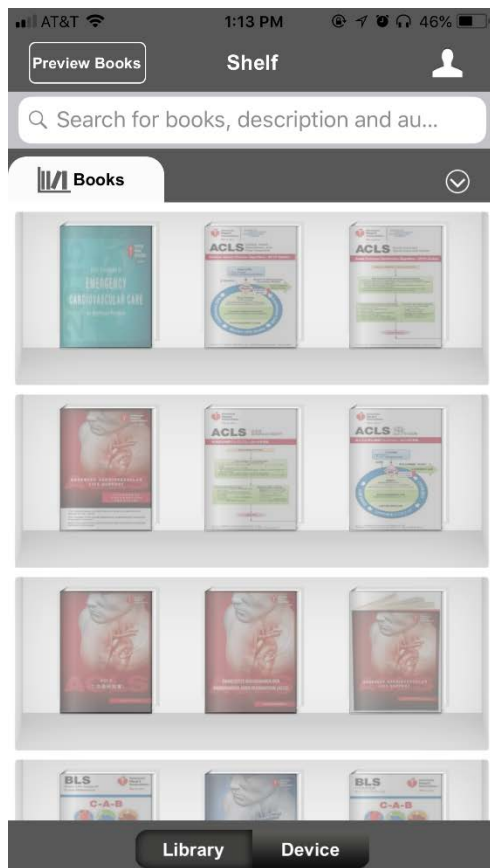
\*Note: Internet access is required for the downloading process of AHA eBooks. After books are successfully downloaded to the app, the user will be able to view the book offline without an internet connection in the AHA eBooks app.

## Reading your eBook on your iPhone or iPad (iOS)

1. Open the App Store application on your device and search for *AHA eBooks* in the search bar.
2. Next to the AHA eBook Reader app, select *Get* to download the app to your device.




3. Open the app and login to your account with your AHA login information. Your bookshelf with your purchased titles will open upon successful login.
4. Tap on the eBook you wish to read to download the book to your device for offline viewing.

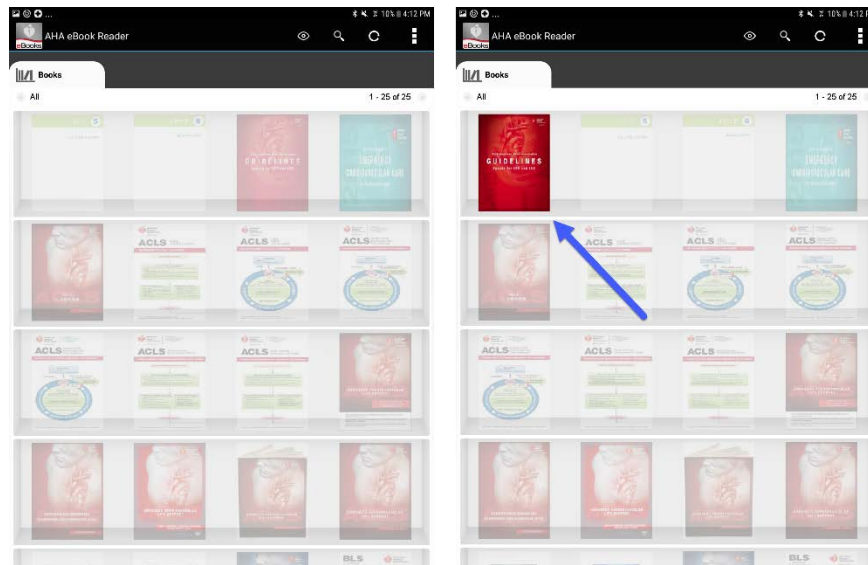


## Reading your eBook on your Android device

1. Open the Google Play application on your device and search for *AHA eBooks* in the search bar.
2. Next to the AHA eBook Reader app, select *Install* to download the app to your device.



3. Open the app and login to your account with your AHA login information.
4. Click on the *Bookshelf* icon. Your purchased eBooks will automatically populate in this tab.
5. Tap on the eBook you wish to read to download the book to your device for offline viewing.



6. Tap on the eBook after it has completed downloading to read.

\*Note: All electronic purchases must be made through the website [www.eBooks.Heart.org](http://www.eBooks.Heart.org) in your device's Internet browser. AHA eBook purchases CANNOT be made through the AHA eBooks app. All purchases made from [www.eBooks.Heart.org](http://www.eBooks.Heart.org) will sync to the AHA eBooks app on your mobile device or desktop upon sign in. Account credentials will be the same on [www.eBooks.Heart.org](http://www.eBooks.Heart.org) and on your desktop and mobile app. Be sure to use the same login information from the account you created on [www.eBooks.Heart.org](http://www.eBooks.Heart.org) to access your account in your AHA eBooks app to ensure your purchases sync properly.